

The Financial Results of the Parish will be published on a rotation basis:

1st Week:

- ✦ Operating Income
- ✦ Operating Expenses

2nd Week:

- ✦ Capital Campaign
- ✦ Building Loan

3rd Week:

- Diocese of St. Petersburg
- ✦ APA
- ✦ Forward in Faith

4th Week:


- ✦ Monthly Summary
- ✦ Current Initiatives
- ✦ Interesting Facts

August 2020 - Operating Income & Operating Expenses

Operating Income

Offertory Revenue	\$123,589	82%
Other Operating Revenue	\$26,859	18%
Total Operating Income	\$150,448	100%


Total Operating Income



Operating Expenses

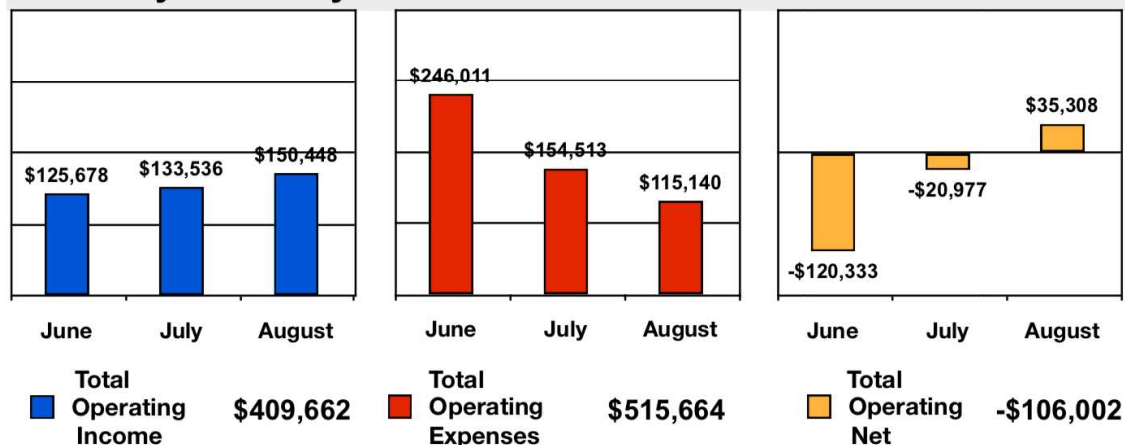
Pastoral, Worship & Music	\$26,763	23%
Faith Formation	\$14,915	13%
Administration	\$34,847	30%
Facilities & Operating Expenses	\$38,615	34%
Total Operating Expenses	\$115,140	100%

Total Operating Expenses



Operating Income - Expenses \$35,308

Quarterly Summary



These figures are time sensitive which changes on a monthly basis.

The Financial Results of the Parish will be published on a rotation basis:

1st Week:

- ✦ Operating Income
- ✦ Operating Expenses

2nd Week:

- ✦ Capital Campaign
- ✦ Building Loan

3rd Week:

- Diocese of St. Petersburg
- ✦ APA
- ✦ Forward in Faith

4th Week:

- ✦ Monthly Summary
- ✦ Current Initiatives
- ✦ Interesting Facts

Capital Campaign & Building Loan

CAPITAL CAMPAIGN	\$ Amount	# Pledges	%
Pledged	\$10,829,285	3,374	100%
Paid	\$10,627,026	3,062	91%
Outstanding Pledges	\$202,259	312	9%

August 2020

Contributions - Expenses

Contributions

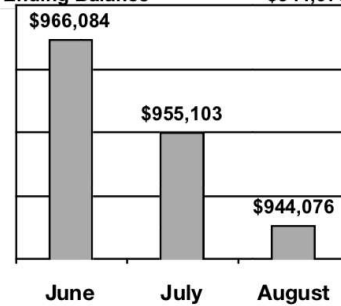
Total Funds Received	\$25,626
----------------------	----------

Expenses

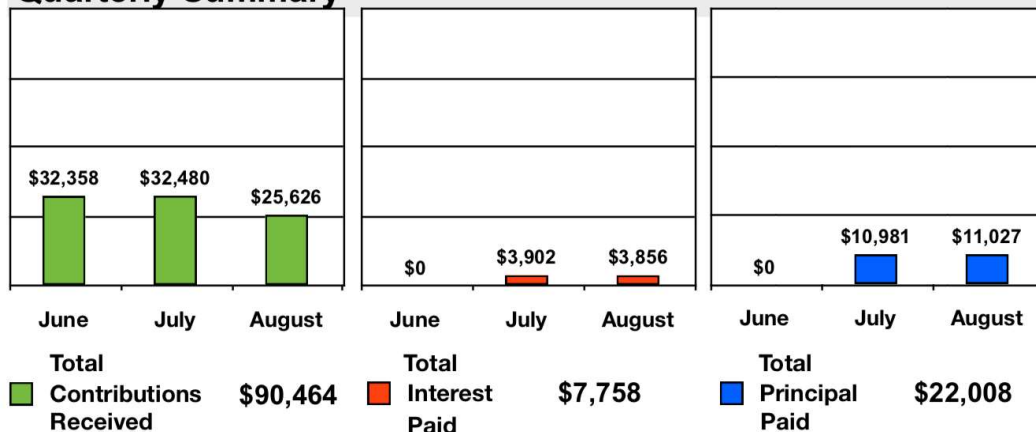
Mortgage Loan Interest Payment	\$3,856
--------------------------------	---------

Contributions - Expenses (*)	\$21,770
-------------------------------------	-----------------

BUILDING LOAN	\$ Amount
August 2020	
Beginning Balance	\$955,103
Less	
Principal Payment (*)	\$11,027
Ending Balance	\$944,076



Quarterly Summary



These figures are time sensitive which changes on a monthly basis.

Notes : (*) The payment is due the 1st of the month.
The check is generally written 4 to 7 days before the end of the month.
However, contributions are still being received to the last day of the month.
Also with the Capital Campaign account agreed each month to leave \$30,000 at the time of writing the check.
Remaining balance will be paid the following month.

The Financial Results of the Parish will be published on a rotation basis:

1st Week:

- * Operating Income
- * Operating Expenses

2nd Week:

- * Capital Campaign
- * Building Loan

3rd Week:

- Diocese of St. Petersburg
- * APA
- * Forward in Faith

4th Week:

- * Monthly Summary
- * Current Initiatives
- * Interesting Facts

Diocese of St. Petersburg - APA & Forward in Faith

What is the Annual Pastoral Appeal (APA)?

Each year, all of the parishes in the Diocese of St. Petersburg are accessed roughly 13% of their combined parish revenues (offertory collections) to fund the operating budget of our diocesan level ministries and services which serve its five counties.

The Annual Pastoral Appeal (APA), managed by the Diocese of St. Petersburg, is the annual fundraiser or appeal initiated in January by a mailing pledge cards to all of the parishioners of each parish inviting them to contribute directly toward helping their specific parish pay its yearly APA required assessment.

The requirement is for each parish to reach their assessment amount (*optimally through pledge contributions or one time donations*).

However, **if the goal is not met, the balance due must be paid out of the parish's operating funds** (which are the offertory collections which fund their operating budgets).

2020 Annual Pastoral Appeal (APA)				%
Required Assessment		\$252,311		100%
Paid				
From Parishioner APA Donations		\$113,985		45%
Taken from St. Mark Offertory (Operating Budget)		\$34,477		14%
Total Paid		\$148,462		60%
Balance		\$103,849		40%
<i>(To be paid Dec 31, 2020)</i>				
August 2020				
Parishioners Pledge Ranges	# Donors	TOTAL PLEDGED	TOTAL PAID	BALANCE
\$0 - \$9	6	\$30	\$30	\$0
\$10 - \$24	22	\$360	\$360	\$0
\$25 - \$49	35	\$950	\$950	\$0
\$50 - \$74	39	\$2,039	\$2,000	\$39
\$75 - \$99	5	\$385	\$385	\$0
\$100 - \$249	170	\$23,222	\$22,655	\$567
\$250 - \$499	70	\$22,133	\$20,571	\$1,562
\$500 - \$999	47	\$29,362	\$25,920	\$3,442
\$1,000 - \$2,499	23	\$28,530	\$26,124	\$2,406
\$2,500 - and Up	4	\$16,100	\$14,990	\$1,110
Total Pledges	421	\$123,111	\$113,985	\$9,126
# Parishioners Registered	4,067			
% Parishioners with Pledges	10%			
We thank our 421 St. Mark parishioners who are pledging and contributing in helping us pay our 2020 required assessment of \$252,311.				
PLEDGED: 10% Parishioners - \$292 Avg.				

FORWARD IN FAITH

Diocesan Campaign to raise \$50 million to help the catholic schools and other large capital projects that can not be funded simply by APA.

	Goal	Total Paid	Balance
August 2020	\$746,508	\$559,881	\$186,627

These figures are time sensitive which changes on a monthly basis.

The Financial Results of the Parish will be published on a rotation basis:

1st Week:

- ✦ Operating Income
- ✦ Operating Expenses

2nd Week:

- ✦ Capital Campaign
- ✦ Building Loan

3rd Week:

- Diocese of St. Petersburg
- ✦ APA
- ✦ Forward in Faith

4th Week:

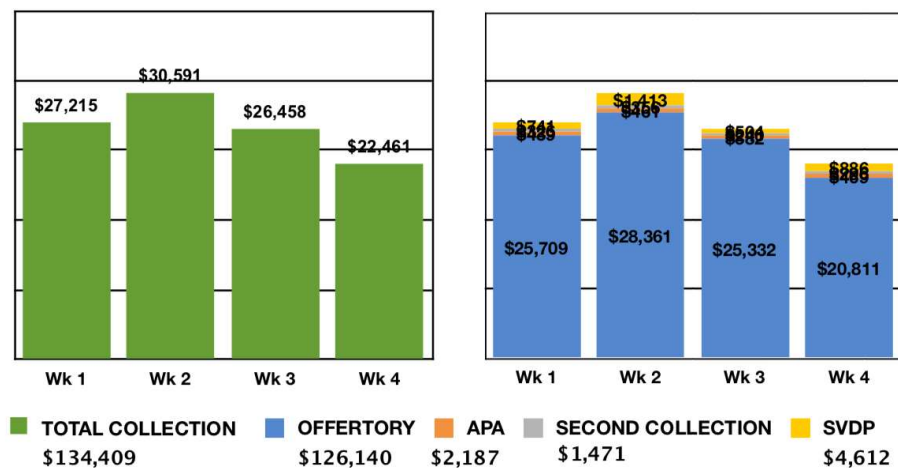
- ✦ Monthly Summary
- ✦ Current Initiatives
- ✦ Interesting Facts

Monthly Summary - Current Initiatives - Interesting Facts

INCOME & EXPENSES	Operating Income	Operating Expenses	Operating Balance
August 2020	\$150,448	\$115,140	\$35,308
CAPITAL CAMPAIGN	Total Amount	# Pledges	(%) # Pledges
Outstanding Pledges	\$202,259	312	9%
BUILDING LOAN	Beginning Balance	Principal Payment	Ending Balance
August 2020	\$955,103	\$11,027	\$944,076
Annual Pastoral Appeal (APA) <i>Annual Fundraiser, or Appeal, to the parishioners of the Diocese of St. Petersburg (DOSP) asking them to contribute directly to diocesan ministries and services.</i>			
	Required Assessment	Total Paid	Balance
2020 Assessment (To be paid Dec 31, 2020)	\$252,311	\$148,462	\$103,849
FORWARD IN FAITH <i>Diocesan Campaign to raise \$50 million to help the catholic schools and other large capital projects that can not be funded simply by APA.</i>			
	Goal	Total Paid	Balance
August 2020	\$746,508	\$559,881	\$186,627

COLLECTION SUMMARY

August 2020 - Per Week



These figures are time sensitive which changes on a monthly basis.